



SEATTLE

LOUNGE



LOUNGE



SEATTLE



Seattle

With clean, straight lines and sleek arm details, Seattle offers contemporary elegance to any space. Crisp tailoring details, paired with full and sumptuous cushions provide a beautiful balance of style and comfort. You can choose to add contrast stitching on leather models, whilst power recliner options with USB charging point are also available.




-  @comfortbygplan
-  @gplandesign
-  @gplandesign
-  @designbygplan
-  @gplandesign
- WEB www.gplan.co.uk

Visit our blog for more inspiration: gplan.co.uk/be-inspired

Cover photos shown in: Remco Light Grey and Cambridge Grey with contrast stitching. Available in a wide selection of fabrics and leathers.

Contrast stitching options

Contrast stitching will appear on seat cushions, back cushions, front borders and arms. Contrast stitching is optional for leather pieces only. There are 15 options for contrast stitching.



Main cover and contrast stitching options can't be swapped. If contrast stitching is not selected, the furniture will be supplied with self-coloured stitching.

Seattle

	H	D	W	Seat Height	Seat Depth	Seat Width	Clearance needed for full recline
All dimensions in mm/inches							
Armchair	1010/39.7	1040/40.9	960/37.8	510/20.1	540/21.3	420/16.5	-
2 Seater Sofa	1010/39.7	1040/40.9	1500/59	510/20.1	540/21.3	960/37.8	-
2.5 Seater Sofa	1010/39.7	1040/40.9	1720/67.7	510/20.1	540/21.3	1180/46.5	-
3 Seater Sofa	1010/39.7	1040/40.9	2020/79.5	510/20.1	540/21.3	1480/58.3	-
Footstool	415/16.3	555/21.9	705/27.8	-	-	-	-
Storage Footstool	415/16.3	555/21.9	705/27.8	-	-	-	-
Recliner Armchair	1010/39.7	1040/40.9	960/37.8	510/20.1	540/21.3	420/16.5	50/2
2 Seater Recliner Sofa (Double)	1010/39.7	1040/40.9	1500/59	510/20.1	540/21.3	960/37.8	50/2
2.5 Seater Recliner Sofa (Double)	1010/39.7	1040/40.9	1720/67.7	510/20.1	540/21.3	1180/46.5	50/2
3 Seater Recliner Sofa (Double)	1010/39.7	1040/40.9	2020/79.5	510/20.1	540/21.3	1480/58.3	50/2

All measurements are approximate and relate to the overall size of the item including soft arm cushions where fitted and back cushions. All recliner furniture supplied on fixed feet. Show wood feet in a choice of finishes are available on static pieces only. Recliner available in manual or power versions. Power versions have touch buttons with USB charging point. 2, 2.5 and 3 seater double recliner sofas are delivered in 2 sections which link together. Seat cushions on recliner chairs/sofas are a fixed type. Our recliner furniture requires room to recline. Castors are available as an option on static pieces only. Scatter cushions are available at extra cost.



3 Seater Sofa



2.5 Seater Sofa



2 Seater Sofa



Armchair



Footstool



Storage Footstool



3 Seater Recliner Sofa



2.5 Seater Recliner Sofa



2 Seater Recliner Sofa



Recliner Armchair